

Hydrogen generation by hydrolysis reaction of magnesium hydride

Y. KOJIMA, K.-I. SUZUKI, Y. KAWAI

Toyota Central R&D Labs., Inc., Nagakute-cho, Aichi-gun, Aichi 480-1192, Japan

E-mail: kojima@mosk.tytlabs.co.jp

Fuel cells which are actuated with hydrogen (H_2) and oxygen (O_2) have been under development in order to overcome problems of energy and environment in future. The energy obtained upon a reaction of H_2 and O_2 is directly converted into electric energy. Since a fuel cell has efficiency much higher than that of conventional combustion engines, FCV (fuel cell vehicle) is expected to be a car having high efficiency [1, 2]. One of the most widely envisioned sources of fuel for FCV is H_2 . Therefore, it is necessary to have a storage tank of H_2 to start the system quickly.

Hydrogen can be stored in tanks of compressed [2, 3] or liquefied H_2 [3], or by adsorption on activated carbon [4], carbon nanotubes [3, 5, 6] and graphite nanofiber [7, 8] or in a hydrogen-absorbing alloy [9] or in a chemical hydride such as NaH [10], LiH [11], $NaAlH_4$ [12] or $NaBH_4$ [13–21].

Among these methods, attention has recently been given to a hydrolysis of chemical hydride (ionic hydride) such as NaH [10], LiH [11] and $NaBH_4$ [13–21]. PowerBall Technologies and Thermo Technologies proposed NaH and LiH, respectively [10, 11]. NaH and LiH vigorously react with water. Therefore, NaH is coated with a resin film, and the film is cut to generate hydrogen in the presence of water on demand [10]. LiH is prepared as slurry with light mineral oil and the dispersion has been found to be stable for a long period of time at normal temperature and pressure [11]. $NaBH_4$ is stable compared with other chemical hydride and is easy to handle [13–21]. At room temperatures, only a small percentage of the theoretical amount of H_2 is liberated by hydrolysis reaction of $NaBH_4$ and H_2O [22], but the hydrolysis is accelerated by the use of catalysts [13–21].

The hydrolysis of magnesium hydride (MgH_2) is of interest for the generation of H_2 because the byproduct [$Mg(OH)_2$] by the hydrolysis reaction of MgH_2 is recycled back to MgH_2 using general reactions (electrolytic refining and the reaction of hydrogen on magnesium) [23–25]. However, the hydrolysis reaction of MgH_2 is very slow due to the formation of $Mg(OH)_2$ layer [26]. When MgH_2 is to be used for the generation of H_2 , a rapid reaction is desired. The hydrolysis of MgH_2 has been known to be accelerated by using nanocrystalline MgH_2 [26], or by adding acids [26, 27].

In this paper, we present an investigation of the hydrolysis of MgH_2 using an acid and a catalyst.

MgH_2 (Aldrich, molecular weight: 26.34, density: 1.45 g/cm^3) was used for the reaction with water. MgH_2 is a light gray crystalline powder, and evolves H_2 at high temperatures above 320°C under normal pressure [28].

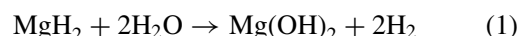
On contact with water, it decomposes slowly to form H_2 and $Mg(OH)_2$. It is hard to dissolve $Mg(OH)_2$ into water, i.e., the concentration of the saturated solution is only 1.9 mg/L (291 K).

In the previous paper, we found that Pt-LiCoO₂ was an excellent catalyst for releasing hydrogen by hydrolysis of $NaBH_4$ solution [22]. In this experiment, Pt-LiCoO₂ was selected because of its high activity. Pt-LiCoO₂ catalyst was synthesized using a conventional impregnation techniques [22]. Dinitrodiammine platinum (II) nitric acid solution [$Pt(NO_2)_2(NH_3)_2$, 33 ml, Pt content of 50 g/L, Tanaka Kikinzoku Kogyo K. K., Japan] and lithium cobaltate powder ($LiCoO_2$, Nippon Chemical Industries Co., Ltd., product name Cellseed 5) were mixed. The mixture was held at 523 K for 5 h. The dried powder was calcined for 2 h in air at 723 K , thereby coating Pt on the metal oxide. Thus, the Pt-metal-oxide catalysts contained a Pt content of 1.5 wt%.

The H_2 generation amount was determined as follows. The catalyst [conventional impregnation method (Pt-LiCoO₂): 10–50 mg] and 50 mg of MgH_2 were packed into an Erlenmeyer flask having a volume of 100 ml, and subsequently 5 g of water or a acetic acid aqueous solution (acetic acid: 2 wt%) were added at room temperature (23°C) by use of a syringe. Then, H_2 generation amounts were determined from the change in level of the volumetric burette in a gas analyzer made by Sibata Scientific Technology, Ltd., Japan. The gas generated was identified as H_2 by a gas chromatograph.

Crystalline structure of the byproduct by the hydrolysis reaction of MgH_2 using acetic acid was investigated by wide angle X-ray diffraction. The X-ray diffraction pattern was recorded at room temperature using a Rigaku Denki Rad-B over a range of diffraction angle (2θ) from 3 to 80° with Cu K_α radiation (30 kV, 30 mA) filtered by a monochromator.

The hydrolysis reaction of MgH_2 is as follow [26, 27].



The H_2 generation amount of this reaction is 6.5 wt% when the weight of water is taken into account. In fuel cell application, if the water produced by the fuel cell is redirected to MgH_2 , then the H_2 generation amount increases to 15.4 wt%. In our experiment, the H_2 yield was determined by the following equation.

$$H_2\text{ Yield} = W_h / (0.154 \cdot W_s) \quad (2)$$

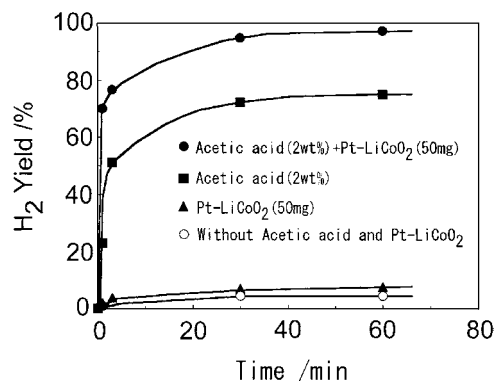


Figure 1 Hydrogen production profiles for reaction of MgH_2 with water using acetic acid and Pt-LiCoO_2 at 296 K.

where W_h is the H_2 generated (g), W_s is the amount of MgH_2 (g). The value of 0.154 is the theoretical H_2 generation amount per unit weight of MgH_2 . The reaction profile of MgH_2 for reaction with water carried out at 296 K is shown in Fig. 1. Without using an acid and a catalyst, the amount of H_2 increases with time and approaches to a constant conversion value of 4%. The H_2 generation is accelerated slightly by using the Pt-LiCoO_2 catalyst as shown in Fig. 1 (H_2 yield at 60 min: 7%).

Fig. 1, however, shows that the H_2 generation dramatically increases when an aqueous solution (2 wt%) of acetic acid was injected into the vessel [MgH_2 (50 mg) mixed with Pt-LiCoO_2 catalyst (50 mg)] at 296 K. After 60 min, the H_2 yield reaches a value of 97%. When the content of the catalyst was decreased from 50 to 10 mg, the H_2 yield decreased in the early stages (1 min: 70–63%, 3 min: 77–70%), but the values at the equilibrium state (60 min) were equal (97%). Furthermore, when the aqueous solution of acetic acid was injected into the vessel containing MgH_2 (50 mg) alone, the H_2 yield was 75% at 60 min. These results indicate that the H_2 generation is greatly improved by using both the acetic acid and Pt-LiCoO_2 catalyst.

To determine the remaining species existing after the H_2 generation reaction of MgH_2 with aqueous solution of acetic acid, vacuum drying of the reaction residue was carried out at room temperature. X-ray diffraction was used to determine the structure of the remaining material. Fig. 2 illustrates the X-ray diffraction intensity curve of the reaction residue together with the data of Mg(OH)_2 [29], $\text{Mg(CH}_3\text{COO)}_2$ [29] and MgH_2 [29].

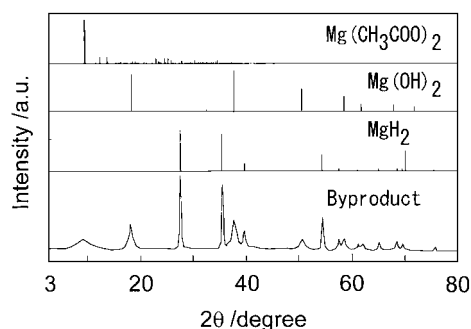
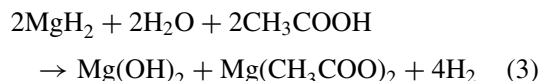


Figure 2 X-ray diffraction intensity curve of byproduct, together with the data of $\text{Mg(CH}_3\text{COO)}_2$, Mg(OH)_2 , and MgH_2 .

We have found that the remaining material is a mixture of Mg(OH)_2 , $\text{Mg(CH}_3\text{COO)}_2$ and MgH_2 .

Thus, the hydrolysis reaction of MgH_2 using acetic acid is explained by the following reaction.



The rate of this reaction was found to be greatly enhanced by using Pt-LiCoO_2 as a catalyst. An explanation of this catalysis function is that electrons are discharged through the Pt-LiCoO_2 catalyst from H^- ion from MgH_2 . H^- ion is then oxidized to give molecular H_2 . On the other hand, this electron can reduce the H^+ in water and H_2 gas is generated. It is considered that the activity of the catalyst is increased by the acetic acid because the acid dissolves the Mg(OH)_2 layer on the MgH_2 particles.

In conclusion, it was indicated that the H_2 yield by the hydrolysis reaction of MgH_2 using both acetic acid and Pt-LiCoO_2 was high compared with that using acetic acid alone.

Acknowledgments

We are greatly indebted to Dr. T. Hioki of Toyota Central R&D Labs., Inc., Mr. S. Matsumoto, Mr. M. Kimbara and Dr. H. Nakanishi of Toyota Motor Corporation for the discussions.

References

1. K. V. SCHALLER and C. GRUBER, *Fuel Cells Bulletin* (27) (2000) 9.
2. J. M. OGDEN, T. G. KREUTZ and M. M. STEINBUGLER, *ibid.* (16) (2000) 5.
3. A. C. DILLON, K. M. JONES, T. A. BEKKEDAHL, C. H. KIANG, D. S. BETHUNE and M. J. HEBEN, *Nature* **386** (1997) 377.
4. R. CHAHINE and T. K. BOSE, *Int. J. Hydrogen Energy* **19** (1994) 161.
5. A. C. DILLON, K. E. H. GILBERT, J. L. ALLEMAN, T. GENNETT, K. M. JONES, P. A. PARILLA and M. J. HEBEN, in Proceedings of the 2001 DOE Hydrogen Program Review, NREL/CP-570-30535 (2001).
6. Y. YE, C. C. AHN, C. WITHAM, B. FULTZ, J. LIU, A. G. RINZLER, D. COLBERT, K. A. SMITH and R. E. SMALLEY, *Appl. Phys. Lett.* **74** (1999) 2307.
7. A. CHAMBERS, C. PARK, R. T. K. BAKER and N. M. RODRIGUEZ, *J. Phys. Chem. B* **102** (1998) 4253.
8. C. C. AHN, Y. YE, B. V. RATNAKUMAR, C. WITHAM, R. C. BOWMAN, JR. and B. FULTZ, *Appl. Phys. Lett.* **73** (1998) 3378.
9. T. TAMURA, Y. TOMINAGA, K. MATUMOTO, T. FUDA, T. KURIIWA, A. KAMEGAWA, H. TAKAMURA and M. OKADA, *J. Alloys Compounds* **330–322** (2002) 522.
10. J. P. DIPIETRO and E. G. SKOLNIK, in Proceedings of the 2000 DOE Hydrogen Program Review, NREL/CP-570-28890 (2000).
11. A. W. McCLAIN, R. W. BREAU, C. LARSEN, R. KONDIRI, J. ROLFE, F. BECKER and G. MISKOLCZY, in Proceedings of the 2000 U.S. DOE Hydrogen Program Review, NREL/CP-570-28890 (2000).
12. B. BOGDANOVIĆ, R. A. BRAND, A. MARJANOVIĆ, M. SCHWICKARDI and J. TÖLLE, *J. Alloys Compound* **302** (2000) 36.

13. H. I. SCHLESINGER, H. C. BROWN, A. E. FINHOLT, J. R. GILBREATH, H. R. HOEKSTRA and E. K. HYDE, *J. Amer. Chem. Soc.* **75** (1953) 215.
14. A. LEVY, J. B. BROWN and C. J. LYONS, *Ind. Eng. Chem.* **52** (1960) 211.
15. B. D. JAMES and M. G. H. WALLBRIDGE, *Prog. Inorg. Chem.* **11** (1970) 99.
16. C. M. KAUFMAN and B. SEN, *J. Chem. Soc. Dalton Trans.* (1985) 307.
17. V. C. Y. KONG, F. R. FOULKES, D. W. KIRK and J. T. HINATSU, *Int. J. Hydrogen Energy* **24** (1999) 665.
18. R. AIELLO, J. H. SHARP and M. A. MATTHEW, *ibid.* **24** (1999) 1123.
19. S. SUDA, Y. M. SUN, B. H. LIU, Y. ZHOU, S. MORIMITSU, K. ARAI, Y. ZHOU, N. TSUKAMAOTO, Y. CANDRA and Z. P. LI, *Metals and Materials-Korea* **7** (2001) 73.
20. S. C. AMENDOLA, S. L. SHARP-GOLDMAN, M. S. JANJUA, M. T. KELLY, P. J. PETILLO and M. BINDER, *J. Power Sources* **85** (2000) 186.
21. S. C. AMENDOLA, S. L. SHARP-GOLDMAN, M. S. JANJUA, N. C. SPENCER, M. T. KELLY, P. J. PETILLO and M. BINDER, *Int. J. Hydrogen Energy* **25** (2000) 969.
22. Y. KOJIMA, K. SUZUKI, K. FUKUMOTO, M. SASAKI, T. YAMAMOTO, Y. KAWAI and H. HAYASHI, *ibid.* **27** (2002) 1029.
23. Y. KOJIMA and T. HAGA, *ibid.* **28** (2003) 983.
24. C. B. WILSON, K. G. CLAUS, M. R. EARLAM and J. E. HILLIS, in "Encyclopedia of Chemical Technology Fourth Edition," Vol. 15, Executive Editor J. L. Kroschwitz, edited by M. Howe-Grant (John Wiley & Sons, New York, 1995) p. 622.
25. F. H. ELLINGER, C. E. HOLLEY, JR., B. B. McLNTEER, D. PAVONE, R. M. POTTER, E. STARITZKY and W. H. ZACHARLASEN, *J. Amer. Chem. Soc.* **77** (1955) 2647.
26. J. HUOT, G. LIANG and R. SCHULZ, *J. Alloys Comp.* in press.
27. T. N. DYMOVA, Z. K. STERLYADKINA and V. G. SAFRONOV, *Russian J. Inorg. Chem.* **6** (1961) 389.
28. A. REISER, B. BOGDANOVIĆ and K. SCHLICHT, *Int. J. Hydrogen Energy* **25** (2000) 425.
29. "Powder Diffraction File," Database Manager T. M. Kahmer, Editor-in-Chief W. F. McClune, Editor of Calculated Patterns S. N. Kabekkodu, Staff Scientist H. E. Clark, International Center for Diffraction Data (JCPDS), Pennsylvania, USA (2001).

*Received 19 June
and accepted 8 October 2003*